

2014 SC Level 1-5 State Champ.

Meet Results

Apr 4-6, 2014





Page: 1

Printed: 4/4/2014 9:42:16 PM

Women / 5 / Jr B

Session: 3

Judge's Signatures

Rank	Num	Name	Gym					AA
1	536	Rachel Faust	Thomas	9.025 8	9.150 1	9.125 1	9.475 1	36.775 1
2	532	Emma Kam	Thomas	9.225 5T	9.100 2	9.025 2	9.225 4	36.575 2
3	501	Katlyn Fary	All Star	9.225 5T	8.600 4	8.700 3	9.375 3	35.900 3
4	517	Mary Carter	Greenwood YMCA	9.250 3T	8.800 3	8.200 6	9.175 6	35.425 4
5	524	Reese Haselden	GAC	8.950 9	8.550 5	8.275 5	9.200 5	34.975 5
6	520	Sydney Vincent	GAC	9.275 2	8.450 6	7.850 7	9.150 7	34.725 6
7	504	Christlyn Brown	Charleston Twisters	9.150 7	7.750 10	8.400 4	9.025 8T	34.325 7
8	510	Reagan Rohdenburg	GGTC	9.300 1	7.950 9	7.825 8	9.025 8T	34.100 8
9	502	Kristin Fary	All Star	9.250 3T	8.150 7	7.225 9	9.400 2	34.025 9
10	522	Morgan Mills	GAC	8.475 10	8.000 8	5.600 10	8.650 10	30.725 10