

2013 SC Xcel State Championships

Meet Results





Mar 15-17, 2013

Page: 1
Printed: 3/16/2013 9:01 PM

Women / PL / B

Session: 6

Judge's Signatures

Rank	Num	Name	Gym					AA
1	3018	Makayla Williams	Champions	9.375 1	8.725 2T	9.425 1	9.450 1	36.975 1
2	3053	Madeline Chandler	Ocean Flippers	9.150 3	8.725 3T	9.150 3	9.300 5T	36.325 2
3	3043	Skye Farrington	MEGA	9.025 4	8.725 4T	9.250 2	9.300 6T	36.300 3
4	3050	Ashtyn Poirier	Ocean Flippers	9.275 2	8.675 6	8.875 7	9.375 3T	36.200 4
5	3052	Laiken Leuthauser	Ocean Flippers	8.700 9	8.950 1	9.000 6	9.375 4T	36.025 5
6	4309	Elizabeth Kurtz	Lexington	9.000 5	8.250 7	9.100 5	9.400 2	35.750 6
7	3051	Sydney Bellamy	Ocean Flippers	8.725 8	8.725 5T	8.800 9	9.275 7T	35.525 7
8	3031	Kylie Gantt	Greenwood Y	8.875 6	7.750 9	8.625 11	9.175 11	34.425 8
9	3044	Allyson Addy	Lexington	8.750 7	7.400 10T	8.850 8	9.275 8T	34.275 9
10	3030	Quinn Brophy	Electric City	8.500 12T	7.400 11T	9.125 4	9.200 10	34.225 10
11	3055	Kaylee Frazor	Olympia	8.650 10T	7.350 12T	8.675 10	9.025 12	33.700 11
12	3026	Kailey Suber	DS All-Star	8.650 11T	7.800 8	8.250 14	8.750 13	33.450 12
13	3027	Alexandra Barker	DS All-Star	8.450 14	7.350 13T	8.400 13	8.550 14	32.750 13
14	3039	Candice Delmar	Hilton Head	8.500 13T	6.400 14	8.500 12	9.225 9	32.625 14