





# 2013 SC Lv 5-10 State Championships

## Team Results

Mar 22-24, 2013

Page: 1  
 Printed: 3/24/2013 12:54:25 PM  
 Women / 5N / All Ages  
 Session: 7





Rank	Gym	Team	Score				
1	CGA	*	107.350	26.850 2	26.000 3	26.525 4	27.975 1
	1111	Lydia Grace Redmon		9.000	9.000	9.000	
	1112	Laurina Panno		8.950		8.700	9.275
	1113	Mackenzie Yoder		8.900	8.300	8.825	9.425
	1114	Olivia Cawley			8.700		9.275
2	Greenville	*	107.300	26.950 1	26.150 2	26.775 1	27.425 2T
	1146	Sara Vance		9.200	8.550		
	1199	Lauren Brock		9.100			
	1147	Riley Hill		8.650	8.700		
	1148	Piper Pressly			8.900		9.075
	1149	Alana Aldridge				8.950	
	1151	Macy Wolf				8.925	9.075
	1150	Addison Rohdenburg				8.900	
	1145	Sydney Morgan					9.275
3	All Star	*	105.375	26.050 4	25.750 5	26.150 5	27.425 3T
	1105	Shennan Singletary		8.850	8.475		9.150
	1103	Ari McNeal		8.700	8.575		9.175
	1104	Abbigail Cross		8.500	8.700	8.150	
	1101	Morgan York				9.175	9.100
	1102	Kassidy Padgett				8.825	
4	Easley	*	104.950	26.325 3	26.250 1	25.550 9	26.825 8
	1133	Aubrey Rattley		9.100	8.950		9.200
	1131	Ella Carroll		8.625	8.600		8.725
	1127	Ashley Hartman		8.600	8.700	8.350	
	1129	Calleigh Lollis				8.700	8.900
	1130	Haylee Varela				8.500	
5	Lake Murray	*	104.775	25.900 5	25.375 7	26.600 2	26.900 7
	1167	Hallie Fanning		8.900	8.425		9.100
	1168	Daunya Rhymer		8.500	8.450	8.950	8.825
	1165	Scotlyn Lominick		8.500		8.775	
	1166	Alexis Whittingham			8.500		8.975
	1163	Allie Strenk				8.875	

# 2013 SC Lv 5-10 State Championships

Page: 2  
 Printed: 3/24/2013 12:54:25 PM  
 Women / 5N / All Ages  
 Session: 7

## Team Results

Mar 22-24, 2013





Rank	Gym	Team	Score				
6	Beach Team	*	104.350	25.875 6	25.775 4	26.025 6	26.675 9
	1109	Emma Sadler		8.750	8.650	8.225	9.025
	1110	Kaitlin Mauldin		8.650	8.350	8.875	
	1108	Ellison Kate Fox		8.475	8.775	8.925	8.800
	1107	Maribeth Limehouse					8.850
7	Charleston	*	103.775	25.775 7	25.200 8T	25.450 10	27.350 4
	1119	Paige Scott		8.825	8.525	8.000	9.300
	1120	Lindsey Nandrasy		8.500	7.900	8.750	9.050
	1121	Bryce Turberville		8.450	8.775	8.700	9.000
8	Greenwood YMCA	*	102.725	25.650 8	25.725 6	25.225 12	26.125 11
	1152	Rachel Lagrone		8.650	8.275	8.550	8.400
	1153	Katherine Dorn		8.550	8.400	8.150	8.725
	1154	Emily Kibler		8.450	9.050	8.525	9.000
9	GymMasters	*	102.325	24.775 13	23.725 10T	26.550 3	27.275 5
	1156	Caroline Strader		8.475		8.575	9.075
	1157	Chesny Farber		8.150	8.150		9.325
	1197	Nya Granite		8.150	8.050	8.900	
	1155	Lena Albert			7.525	9.075	8.875
10	Palmetto	*	101.750	25.425 10T	25.200 9T	25.025 13	26.100 12
	1175	Jenna Armstrong		8.900	8.300	9.000	8.975
	1173	Santana Baker		8.275	8.050		8.525
	1174	Kya Clawson		8.250	8.850	7.875	8.600
	1100	Isabella McCarthy				8.150	
11	GAC	*	101.375	25.425 11T	23.725 11T	25.850 7	26.375 10
	1141	Reese Haselden		8.625	7.850	8.675	9.025
	1143	Morgan Mills		8.550	7.750		8.950
	1142	Sydney Barton		8.250		8.425	
	1140	Kennedy Yonce			8.125	8.750	8.400

# 2013 SC Lv 5-10 State Championships

## Team Results

Mar 22-24, 2013

Page: 3  
 Printed: 3/24/2013 12:54:25 PM  
 Women / 5N / All Ages  
 Session: 7

Rank	Gym	Team	Score				
12	Carolina	*	101.075	25.050	23.175	25.675	27.175
				12	13	8	6
	1118	Holland Anderson		8.750	7.450	8.400	9.100
	1117	Kinsley Colb		8.500	7.125	8.025	8.875
	1115	Megan Phillips		7.800	8.600	9.250	9.200
13	Miss Libby's	*	99.800	25.575	23.200	25.375	25.650
				9	12	11	13
	1169	Mackenzie Naylor		8.675	7.625	9.125	8.600
	1171	Kirsten Naylor		8.500	8.425	8.575	8.650
	1170	Lauren Yarbrough		8.400	7.150	7.675	8.400