

# 2013 GGI

## Meet Results

Feb 8-10, 2013





Page: 1

Printed: 2/8/2013 5:34:34 PM

Women / XS / Division G

Session: 02A

Judge's Signatures

Rank	Num	Name	Gym					AA
1	1680	Katelynn Henning	NC Lake Norman Gymna	9.200 1	9.250 2	9.675 1	9.075 6	37.200 1
2	1604	Mary Green	NC Everest Gymnastic	8.850 2T	9.450 1	9.325 3	9.450 1	37.075 2
3	1679	Madelynn Alyea	NC Lake Norman Gymna	8.850 3T	8.950 5T	8.975 8	9.150 5	35.925 3
4	1655	Brianna Blue	NC Rose's Gymnastics	8.725 4T	8.850 8	9.100 5T	9.200 2	35.875 4
5	1682	Madison Long	NC Lake Norman Gymna	8.550 6	8.950 6T	9.100 6T	9.175 3T	35.775 5
6	1683	Elizabeth Saunders	NC Lake Norman Gymna	7.850 10	8.800 9	9.625 2	9.175 4T	35.450 6
7	1730	Carla McCord	Countryside	8.425 7	8.900 7	8.875 9	8.750 7T	34.950 7
8	1681	Hanna Mattison	NC Lake Norman Gymna	8.725 5T	9.050 3	8.350 10	8.650 11	34.775 8
9	1728	Brittany Shank	Countryside	7.950 9	8.650 10T	9.250 4	8.700 10	34.550 9
10	1735	Camille Colvin	Countryside	8.375 8	9.000 4	7.850 11	8.750 8T	33.975 10
11	1695	Elizabeth Huggins	NC LGA	7.375 11	8.650 11T	9.000 7	8.750 9T	33.775 11