

2013 Greensboro Gymnastics Invitational

Meet Results

Feb 8-10, 2013

Page: 1

Printed: 2/9/2013 7:56:09 PM

Men / 8 / 11-12 yrs

Session: 4

Judge's Signatures

Rank	Num	Name	Gym							AA
1	845	Ryan Helgason	Charlotte	11.300 8T	10.850 2	12.150 1	11.000 11T	11.400 3	11.500 2T	68.200 1
2	828	Carter Lewis	Team Foothills	10.700 18T	10.050 7	11.800 2	11.700 2	11.000 7	11.200 4	66.450 2
3	811	Christopher Ganser	Flip Force	12.400 1	10.500 3T	11.200 6T	11.100 8T	10.100 16T	10.900 7T	66.200 3
4	841	Jeremiah Wolfe	Zenith	12.000 3	11.250 1	11.200 7T	10.200 23	10.100 17T	10.900 8T	65.650 4
5	815	Ian Cato	G & J Speedway	11.600 6	8.300 22T	11.100 11	11.000 12T	12.000 1	11.500 3T	65.500 5
6	816	Nicholas Garberina	G & J Speedway	9.900 27	9.450 10	11.450 5	11.100 9T	11.900 2	11.000 5T	64.800 6
7	829	Stewart Brown	Team Foothills	11.000 13T	9.400 11	11.650 3	9.600 27	10.800 8	11.700 1	64.150 7
8	832	Marcus Valiente	Top Flight	11.200 10	8.350 20T	10.650 15T	12.300 1	10.700 9T	10.700 9	63.900 8
9	827	Isaac Bast	Team Foothills	11.000 14T	10.400 5	11.500 4	11.100 10T	10.400 15	9.300 21T	63.700 9
10	831	Matthew Mohabir	Top Flight	10.800 16T	9.500 8T	10.700 14	11.400 3T	11.100 5T	10.000 14	63.500 10
11	808	Dillon Turner	Countryside	11.800 4T	8.400 19	10.350 20	11.400 4T	11.300 4	9.800 15	63.050 11
12	842	Noah Mantione	Zenith	10.000 25T	10.500 4T	10.800 13	10.600 20T	11.100 6T	9.500 19T	62.500 12
13	804	Karson Wright	Classics Girls	10.400 24	10.150 6	10.250 21	10.700 18T	10.600 11T	10.200 12	62.300 13
14	830	Noah Beyers	Top Flight	11.100 11T	8.350 21T	11.200 8T	11.300 5T	9.400 26	10.300 11	61.650 14
15	809	Nicholas Brown	Flip Force	10.700 19T	8.900 17	10.650 16T	11.300 6T	10.500 13T	9.300 22T	61.350 15
16T	807	Joel McCoy	Countryside	11.300 9T	8.000 24	10.450 17	10.900 15	9.800 21	10.600 10	61.050 16T
17T	824	Caleb Hickey	Sandhills	10.500 22T	8.800 18	11.150 9T	10.800 16T	10.100 18T	9.700 16T	61.050 17T
18	837	Jalen Peterson	Youth Sports Boys	11.800 5T	9.200 14	9.750 26	11.000 13T	9.500 23T	9.300 23T	60.550 18
19	840	Trevor Roderick	Zenith	12.100 2	7.700 25	11.000 12	11.000 14T	9.500 24T	8.900 25T	60.200 19
20	810	Wyatt Coon	Flip Force	11.400 7	9.050 15T	11.150 10T	9.800 25T	8.800 28	9.700 17T	59.900 20
21	812	Blake Freeman	Flip Force	11.000 15T	9.500 9T	9.800 25	9.800 26T	10.700 10T	9.000 24	59.800 21
22	814	Mowgli McKeon	Flying High	10.000 26T	9.300 12	10.100 23T	10.600 21T	10.000 19	8.900 26T	58.900 22
23	801	Brian Faust	Cabarrus County	10.500 23T	6.250 28	10.100 24T	11.200 7	9.500 25T	11.000 6T	58.550 23
24	803	William Helmen	Classics Girls	9.700 28	8.300 23T	9.500 28	10.800 17T	10.500 14T	9.600 18	58.400 24

2013 Greensboro Gymnastics Invitational

Meet Results







Feb 8-10, 2013

Page: 2

Printed: 2/9/2013 7:56:09 PM

Men / 8 / 11-12 yrs

Session: 4

Rank	Num	Name	Gym							AA
25	818	Alexander Dawson	Langley	10.600 21	7.450 26	10.150 22	9.900 24	10.600 12T	8.100 28	56.800 25
26	833	Garrett Mayhew	WVGTC	9.500 29	7.100 27	10.400 18T	9.100 28	9.900 20	10.100 13	56.100 26
27	802	Jordon Pia	Cabarrus County	10.800 17T	4.500 29	9.550 27	10.300 22	9.600 22	9.500 20T	54.250 27
28	825	Justin Wallace	Sandhills	10.700 20T	9.250 13	10.400 19T	10.700 19T	8.900 27	0.000 29	49.950 28
29	838	Jake Bosak	Youth Sports Boys	11.100 12T	9.050 16T	8.950 29	1.000 29	7.200 29	8.400 27	45.700 29