





Fall Into Edgewater 2013

Team Results

Oct 4-6, 2013

Rank	Gym	Team	Score				
1	Atlanta North Stars	X	112.950	28.250 1	28.325 1	27.825 3	28.550 1
	360	Madison Jones		9.550			
	400	Aryn Bailey		9.400			
	357	Emilie Malone		9.300	9.400	9.300	9.500
	329	Mia Passarella			9.475		
	373	Kelsey Miskel			9.450	9.225	9.475
	408	Virginia Miller				9.300	9.575
2	TGC	X	112.825	28.100 2	28.000 2	28.325 1	28.400 2
	405	Destiny Cole		9.450			
	321	Rylee Parker		9.350	9.500	9.450	9.425
	310	Renee LaBarre		9.300		9.525	
	330	Sophia Sanders			9.300		9.625
	339	Tristen White			9.200	9.350	
	407	Jada Bedford					9.350
3	Ultimate	X	111.675	27.850 4	27.675 3	28.050 2	28.100 3
	348	Kylie Hossom		9.300			9.400
	335	Ansley Rogers		9.300	9.225		
	317	Lucie Watch		9.250			
	351	Kaya Kemp			9.250		
	347	Morgan Chisholm			9.200	9.500	9.350
	331	Quin Watch				9.600	9.350
	358	Brynna German				8.950	
4	Eastern Shore	X	107.025	27.950 3	26.200 4	26.150 4T	26.725 4
	349	Teagan Wood		9.350		9.050	8.800
	334	Miriam McCoy		9.300	8.750		
	350	Mary Glenn Wallace		9.300			9.000
	324	Anna Ruth Smith			8.800		
	403	Hattie Keyser			8.650	8.500	8.925
	353	Mary Grace Miller				8.600	





Fall Into Edgewater 2013

Team Results

Oct 4-6, 2013

Women / 3 / All Ages

Session: 4,5

Rank	Gym	Team	Score				
5	Buckhead	X	105.375	27.150	25.600	26.150	26.475
				5	5	4T	5
304	Jackie Rivers			9.250			
381	Kate Lariccia			8.950	8.700	8.725	
365	Olivia McGuire			8.950	8.500		9.050
364	Emmy Dunn				8.400		
412	Alex Spinelli					8.750	
333	Mary Catherine Adams					8.675	
322	Reese Williams						8.725
307	Erin Sullivan						8.700