

2013 Dave Brown Boys

Meet Results






Dec 7-8, 2013

Page: 1
Printed: 12/7/2013 4:53:25 PM

Men / 5 / 9-10 yrs

Session: 1

Judge's Signatures

Rank	Num	Name	Gym							AA
1	510	Senator Bedewi	Capital	8.400 10T	9.900 3	10.600 2T	9.700 8T	10.800 1	10.950 4	60.350 1
2	524	Michael Ball	G-Force	9.800 2	10.600 1T	9.000 17T	9.500 13T	10.300 5	10.600 5	59.800 2
3	509	Andrew Agustin	Capital	8.200 13T	9.400 6	10.400 6	9.400 15T	10.700 2	11.300 2	59.400 3
4T	531	Ryan Crow	GMS2	8.000 17	9.100 9T	11.000 1	10.000 1	9.600 13T	11.500 1	59.200 4T
4T	507	Ted Maliga	Apollo	10.100 1	9.800 4	9.700 11	9.700 8T	10.000 6T	9.900 13	59.200 4T
6	544	Elliot Lippy	Gymstrada	9.400 3	8.550 14	9.900 9	9.900 3T	10.000 6T	10.350 7	58.100 6
7	511	Maximilian Bedewi	Capital	7.600 20	10.600 1T	10.500 4T	9.200 21T	9.400 18T	10.100 8T	57.400 7
8	522	Noah Amato	Fluvanna	9.200 4T	9.200 8	9.400 14T	9.700 8T	9.600 13T	10.100 8T	57.200 8
9	505	Alec Edwards	Apollo	9.200 4T	7.300 19	10.500 4T	9.300 18T	10.400 4	10.000 12	56.700 9
10	543	Matvei Isbell	Gymstrada	8.400 10T	8.700 13	9.000 17T	9.800 6	10.500 3	9.850 14	56.250 10
11T	539	Luke Broz	Gym Quest	8.400 10T	9.100 9T	9.800 10	9.300 18T	9.800 8	9.050 19T	55.450 11T
11T	502	Fyodor Galyukov	Above The Bar	9.100 6	8.300 16	9.000 17T	9.600 11T	9.700 9T	9.750 15	55.450 11T
13	521	Rylan Yeatman	Capital	8.200 13T	8.050 17	10.600 2T	8.350 28	9.700 9T	10.100 8T	55.000 13
14	538	Dillon Watts	GMS2	7.900 18	8.350 15	8.700 20T	9.400 15T	9.600 13T	11.000 3	54.950 14
15	515	Kurt Garcia-Edinger	Capital	8.100 16	9.550 5	9.500 12T	9.400 15T	9.200 20	9.000 21	54.750 15
16	517	Adam Koffler	Capital	7.500 21T	9.250 7	10.200 7	9.200 21T	9.500 16T	8.600 23T	54.250 16
17	536	Bradley Platt	GMS2	8.500 8T	8.800 11T	9.400 14T	9.750 7	8.800 21T	8.600 23T	53.850 17
18	550	James Bishop	Triple T	8.600 7	6.750 22	9.200 16	9.950 2	8.700 25	10.500 6	53.700 18
19	540	Logan Broz	Gym Quest	8.500 8T	5.700 24	10.100 8	9.900 3T	9.700 9T	9.250 18	53.150 19
20	546	Nick Turner	Gymstrada	7.000 23T	7.100 20T	8.200 24	9.600 11T	9.500 16T	10.100 8T	51.500 20
21	552	Donovan Lott	Triple T	8.200 13T	6.300 23	7.500 28	9.900 3T	9.700 9T	9.700 16	51.300 21
22	527	Toby Salusky	G-Force	6.700 26	8.800 11T	8.100 25	9.300 18T	8.600 26	9.050 19T	50.550 22
23	513	Danny Fertel	Capital	6.500 27	7.100 20T	9.500 12T	9.100 24	9.400 18T	8.650 22	50.250 23
24	542	Matt Carter	Gymstrada	7.800 19	7.750 18	7.800 27	9.500 13T	8.800 21T	7.800 26	49.450 24

2013 Dave Brown Boys

Meet Results







Dec 7-8, 2013

Page: 2

Printed: 12/7/2013 4:53:25 PM

Men / 5 / 9-10 yrs

Session: 1

Rank	Num	Name	Gym							AA
25	530	Keon Chehreh	GMS2	7.000 23T	5.350 25	8.700 20T	9.150 23	8.800 21T	9.600 17	48.600 25
26	557	Jeffrey Taetsch	Youth Sports	6.200 28	3.000 29	8.300 23	8.800 27	8.800 21T	8.350 25	43.450 26
27	553	Alejandro Arnao	Youth Sports	6.000 29	4.600 26	8.700 20T	9.000 25T	7.800 28	7.000 28	43.100 27
28	554	William English	Youth Sports	7.500 21T	3.500 27	7.900 26	8.050 29	8.200 27	7.400 27	42.550 28
29	556	James Paul	Youth Sports	6.900 25	3.400 28	7.300 29	9.000 25T	7.700 29	6.400 29	40.700 29