

# 2013 Boudreaux Classic







## Team Results

Nov 16-17, 2013

Page: 1  
Printed: 11/17/2013 1:15:11 PM

Men / 4 / All Ages

Session: All

Rank	Gym	Team	Score						
1	Zenith	*	174.300	29.550 2	25.000 4	30.500 2T	28.650 1	29.850 2	30.750 1
	486 Aleksander Babayev			10.200	8.500		9.650	10.150	
	483 Jack Griffin			9.700					
	484 Caleb Hallinan			9.650	8.600	10.000	9.400		10.250
	485 Jaden Blank				7.900	10.550	9.600	10.200	10.350
	480 Tyler Takechi					9.950		9.500	
	482 Daneel Bogomolov								10.150
2	Roses	*	174.050	30.600 1	25.600 2	31.050 1	27.400 2T	29.000 3	30.400 2
	476 Dakota Sorie			10.650		10.350	9.400	9.800	10.300
	474 Jason Napast			10.000					
	470 Jacob Fleming			9.950	8.400	10.500		9.450	
	469 Nathan Davis				8.700				
	475 David Gilbarte				8.500	10.200	9.200		10.100
	471 Maddox Ruffin						8.800	9.750	
	473 Jay Caviness								10.000
3	Countryside	*	168.850	27.950 3	26.800 1	29.650 4	26.900 4T	29.950 1	27.600 7
	410 Jimmy Stover			9.550	9.500	9.800	9.000	10.450	9.500
	408 Diego Rodriguez			9.200	9.000		9.050	9.500	
	411 Gerrod "Mikey" Gross			9.200			8.850		8.750
	413 Benjamin Hayward				8.300			10.000	
	412 Reed Wert					10.050			9.350
	409 Anthony Lepe					9.800			
4T	Langley	*	160.900	27.300 4	22.000 5	29.600 5	26.200 6T	27.900 4	27.900 6
	459 Joshua Yost			9.250			8.800		10.100
	456 Noah Bowen			9.100	6.900	9.650		10.000	8.700
	455 Jordan Johnson			8.950	8.000	10.250			9.100
	458 Jacob Allen				7.100		8.700	9.000	
	457 Thomas McFalls					9.700		8.900	
	453 Caleb Dupree						8.700		
5T	New Bern	*	160.900	25.500 8	25.100 3	27.950 8	25.800 11	27.850 5	28.700 3
	466 Payton Strain			8.700			8.600	9.500	9.250
	464 Angel Yllanes			8.550	8.100	9.900	8.600	9.450	9.150
	467 Logan Collier			8.250	8.400	9.400			
	468 James Kidder				8.600	8.650	8.600	8.900	10.300

# 2013 Boudreaux Classic

## Team Results







Nov 16-17, 2013

Page: 2

Printed: 11/17/2013 1:15:11 PM

Men / 4 / All Ages

Session: All

Rank	Gym	Team	Score						
6	High Point	*	158.250	26.750 5	19.500 8	29.300 6	27.400 3T	27.200 8	28.100 4
	443	Luke Jackson		9.150		9.500	8.900	7.700	9.150
	441	Kameron Weisman		9.100	6.500		9.100	9.000	9.950
	444	Jonathan Saquier		8.500	8.000	10.500	9.400	10.500	9.000
	442	Isaac Sheehan			5.000	9.300			
7	Charlotte	*	155.050	26.150 7	18.600 10	30.500 3T	26.100 9	26.350 10	27.350 9
	403	Senai Austin		9.400	5.000		9.100	8.150	
	401	Aidan Lombard		8.950	7.800	9.750	8.600	8.700	9.500
	404	Shai Goldstein		7.800			8.400		
	402	Sandy Skardon			5.800	10.150			8.600
	406	Miko Modie				10.600			
	405	Brendon O'Connor						9.500	9.250
8	LKN	*	152.800	24.750 9	20.100 6T	26.700 14	26.200 7T	27.500 7	27.550 8
	445	Wilham Morra		8.650	8.200	9.400	9.200	9.700	9.450
	448	Grant Kayser		8.300		8.500	8.700	8.800	9.000
	449	Cole Peurifoy		7.800	6.200		8.300		9.100
	452	Amare Perkins			5.700	8.800		9.000	
9	First In Flight	*	152.650	26.400 6	18.700 9	27.700 10T	25.000 14	27.750 6	27.100 10
	418	Grayson Aycock		9.150	5.600	9.000	8.350	9.450	
	414	Chase Simonds		8.700	6.600			8.600	8.950
	415	Luke Landheld		8.550		9.400	8.350	9.700	9.500
	417	Calan Hall			6.500	9.300			8.650
	416	Alex Wilson					8.300		
10	Hahns	*	149.650	23.800 12	20.100 7T	27.350 12	25.950 10	25.400 11	27.050 11
	438	Skylar Gillett		8.000	6.700	9.050	8.550	9.900	9.200
	439	AJ Johnson		7.950		8.700	8.400		
	440	Brendan Underwood		7.850	6.100		9.000	7.800	9.000
	437	Sean Goodman			7.300	9.600		7.700	8.850

# 2013 Boudreaux Classic

## Team Results







Nov 16-17, 2013

Page: 3

Printed: 11/17/2013 1:15:11 PM

Men / 4 / All Ages

Session: All

Rank	Gym	Team	Score						
11	FlipForce	*	147.500	22.950	18.500	27.700	26.200	24.100	28.050
				14	11	11T	8T	13	5
	422 Brody White			8.250	6.500	8.900	8.700	8.750	9.700
	423 Tristan Mai			7.400		9.800	9.000	7.600	8.750
	420 Kristopher Burch			7.300	5.400			7.750	
	419 Matthew Thomas				6.600				
	421 Andrew Riley					9.000	8.500		9.600
12	Flying High	*	143.400	23.600	16.300	27.800	25.150	24.450	26.100
				13	12	9	13	12	12
	426 Jacob Miller			8.150	6.000	8.800		8.000	9.050
	427 Trace Hartsell			7.900	5.600	9.300	8.750	8.250	8.800
	425 Evan Kuhl			7.550			8.500		8.250
	424 Timmy Bayne				4.700	9.700	7.900	8.200	
13	Foothills	*	142.800	24.300	12.000	29.150	25.600	26.950	24.800
				11	14	7	12	9	14
	432 Carter Larson			8.550	4.400	9.700	8.400	8.850	8.200
	431 Colin Popan			8.450	3.800	9.350	8.700	9.200	7.800
	429 Aaron Roberts			7.300				8.900	
	436 Andy Brock				3.800				
	430 Ryan Reeves					10.100	8.500		8.800
14	Lexington	*	137.850	24.550	12.400	26.750	26.900	21.300	25.950
				10	13	13	5T	14	13
	461 Chase Rivers			8.550	5.400	9.000	9.200	7.400	8.000
	463 William (Ty) Hall			8.200	3.800	8.200	9.200	6.600	9.200
	462 Noah Michon			7.800	3.200	9.550	8.500	7.300	8.750