

2013 Boudreaux Classic







Team Results

Nov 16-17, 2013

Page: 1
Printed: 11/17/2013 9:09:34 AM

Men / 6 / All Ages







Session: 3

Rank	Gym	Team	Score						
1	Zenith	*	166.050	28.550 1	24.300 1	30.200 1	26.100 4T	29.300 1T	27.600 2
	638	Carter Molchan		9.900		10.150		9.400	9.500
	635	Andrew Jefferson		9.650	8.500	10.350	8.800	10.000	8.900
	637	Christian Childers		9.000	7.200		9.100	9.900	9.200
	636	Ben Davis			8.600	9.700			
	634	Kevin Wholey					8.200		
2	Countryside	*	156.850	23.650 5	21.700 4	26.800 3	26.700 2	29.300 2T	28.700 1
	604	Malik Winston		8.250		8.600	9.000		9.700
	603	Richard Bradley		7.800	6.600	9.100	8.300	10.200	9.500
	602	Korey Russell		7.600	8.600	9.100		10.400	
	601	Lane Becker			6.500		9.400	8.700	9.500
3	GJ	*	154.550	27.050 2	24.200 2	24.900 7	25.900 6	28.500 3	24.000 6
	619	Carson Duggan		9.600	8.000	9.150	8.700	9.100	7.600
	620	Jarett Hudome		9.050	7.200		8.500		8.100
	622	Ryder Mullis		8.400		7.200		8.700	
	621	Benjamin Speed			9.000	8.550	8.700	10.700	8.300
4	GymMasters	*	149.200	25.650 3	22.000 3	26.750 4	26.500 3	22.600 7	25.700 3
	623	Ethan DiGerolamo		9.200	8.800	9.950	8.900	7.700	8.500
	624	Caden DiGerolamo		8.950	8.700	10.050	9.100	9.200	9.800
	626	Nicky Rosen		7.500	4.500	6.750		5.700	
	627	Dugger Niemer					8.500		7.400
5	eNeRGy	*	146.550	25.150 4	15.800 7	27.200 2	26.900 1	26.900 4	24.600 5
	641	Ewan Gamal		9.400	5.800	8.550	8.800	9.600	7.300
	639	Seroja Kissell		8.150	4.000	9.800	9.300	8.400	9.400
	640	Donald Brown		7.600	6.000	8.850	8.800	8.900	7.900
6	Charleston Twisters	*	144.900	23.350 6T	19.700 5	25.050 6	25.600 8	26.000 5	25.200 4
	609	Alex Deubler		7.950	7.000	8.650		8.800	8.600
	606	Gregory Bean		7.950	6.700	8.700	8.200	9.100	
	608	Nathan Santos		7.450			8.200		
	605	Josh Daniel			6.000				7.800
	607	Jeremiah Holmes				7.700	9.200	8.100	8.800

2013 Boudreaux Classic

Team Results

Nov 16-17, 2013

Rank	Gym	Team	Score						
7	FlipForce	*	142.350	23.100	19.400	25.450	25.700	25.300	23.400
				8	6	5	7	6	7
	611	Joseph Avrahami		8.000	6.200	9.050	8.600	8.700	7.800
	614	Ryan Kincaid		7.550	7.100	8.550	8.300	8.200	7.900
	612	Elijah Tidd		7.550	6.100				
	615	Kenneth Banks III				7.850		8.400	7.700
	613	Joseph Willey					8.800		
8	Flying High	*	129.600	23.350	13.500	22.750	26.100	21.900	22.000
				7T	9	8	5T	8	8
	618	Zack Johnson		8.550	6.000	8.000	9.200	8.800	7.300
	617	Nathan Hall		8.200	4.500	8.450	9.200	8.400	8.400
	616	Joseph Dotzel		6.600	3.000	6.300	7.700	4.700	6.300