





2012 Foothills Fall Invitational

Team Results

Oct 6-7, 2012

| Rank | Gym | Team | Score |  |  |  |  |
|------|---------------|------|---------|---|---|---|---|
| 1 | Southeastern | * | 115.100 | 28.475 1 | 29.325 1 | 28.975 1 | 28.325 1 |
| 2 | Yadkin Valley | * | 110.800 | 27.300 2 | 28.050 2 | 27.625 2 | 27.825 2 |
| 3 | G&J | * | 109.725 | 26.625 5 | 27.750 4 | 27.575 3 | 27.775 3 |
| 4 | Foothills | * | 107.375 | 27.200 3 | 27.350 5 | 25.675 5 | 27.150 5 |
| 5 | Asheville | * | 106.975 | 26.000 7 | 27.775 3T | 25.725 4 | 27.475 4 |
| 6 | Top Notch | * | 106.950 | 27.100 4 | 27.775 3T | 25.200 6 | 26.875 7 |
| 7 | Advantage | * | 104.375 | 26.175 6 | 26.950 6 | 24.350 7 | 26.900 6 |