





2012 Foothills Fall Classic

Team Results

Oct 12-14, 2012

Page: 1
 Printed: 10/13/2012 9:45:31 PM
 Women / 5 / All Ages
 Session: 4

Rank	Gym	Team	Score				
1	GCC	1	112.975	28.500 1	28.150 1	28.000 1	28.325 1
	4533	Madelynn Bryan		9.650			
	4526	Julia Mindel		9.500	9.400	9.200	
	4528	Rylee Hughes		9.350	9.400	9.400	9.475
	4525	Trey Phillips			9.350		
	4522	Peyton Viso				9.400	9.425
	4531	Abbey Dunfee					9.425
2	Tataru's	1	112.000	27.950 3	28.025 2	27.725 2	28.300 2
	4555	Caitlin Babb		9.350	9.100		
	4550	Katherine Priest		9.300	9.550		9.350
	4553	Kayla Owens		9.300			
	4554	Karly Duggan			9.375	9.250	9.525
	4552	Jourdan Williams				9.325	9.425
	4518	Sydney Mesmer				9.150	
3	ETCheer & Gymnastics	1	106.725	27.975 2	24.750 3T	27.150 3	26.850 3
	4539	Kristin Morelock		9.400			
	4545	Grace Greenhill		9.300			
	4538	Macy Hurley		9.275		8.900	9.350
	4541	Kaci Byrd			8.500		8.650
	4543	Ariana Kerney			8.250	8.900	
	4542	Aviree Moore			8.000		8.850
	4540	Camreon Westbrook				9.350	
4	TAG	1	105.475	27.625 4	24.750 4T	26.275 4	26.825 4
	4517	Josie Miller		9.275	8.200		9.050
	4512	Makya Poland		9.200		9.050	
	4513	Brooke Jones		9.150	8.400	8.550	8.925
	4511	Anna Beth Coffman			8.150		
	4516	Sarah Begonovic				8.675	8.850
5	Gym Counts	1	99.700	27.225 5	23.900 5	23.850 5	24.725 5
	4519	Shelby Deck		9.425	8.450	8.000	8.250
	4521	Ella Tiller		8.900	7.900	7.550	8.500
	4520	Cayden Porter		8.900	7.550	8.300	7.975